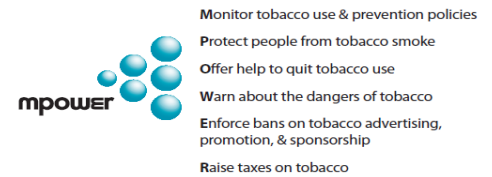


BACKGROUND

The Global Adult Tobacco Survey (GATS) is a global standard protocol for systematically monitoring adult tobacco use (smoking and smokeless) and tracking key tobacco control indicators. This household survey collects data on persons 15 years of age and older. In China, China CDC conducted GATS in 2010 and in 2018. Both the surveys used similar multistage stratified cluster sample designs to produce nationally representative data. There were 13,354 interviews completed in the 2010 survey with an overall response rate of 96.0%. There were 19,376 interviews completed in the 2018 survey with an overall response rate of 91.5%. For additional information, refer to the GATS China 2010 and 2018 country fact sheets.

GATS enhances countries' capacity to design, implement and evaluate tobacco control programs. It will also assist countries to fulfill their obligations under the World Health Organization's (WHO) Framework Convention on Tobacco Control (FCTC) to generate comparable data within and across countries. WHO has developed MPOWER, a package of six evidence-based demand reduction measures contained in the WHO FCTC.



KEY POLICY CHANGES

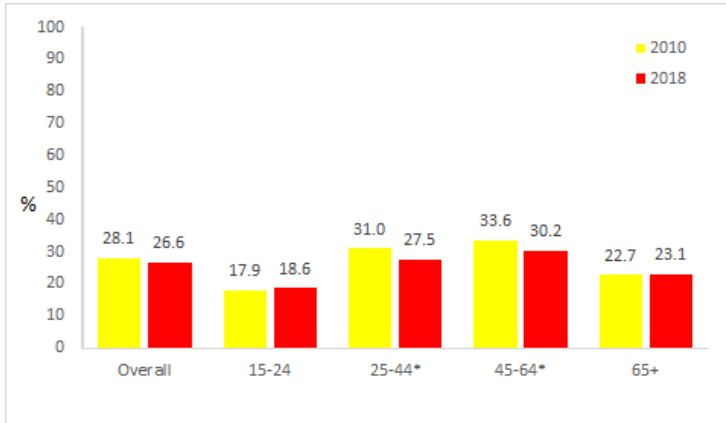
- In 2013, the General Office of the Central Committee of the Central Party of China and the General Office of the State Council jointly issued a directive for government officials to take the lead in making public places smoke-free.
- In 2014:
 - The Ministry of Education issued a directive for all schools and kindergartens to be 100% smoke-free and universities to ban smoking in all indoor buildings.
 - The National Health Commission issued a directive for all health facilities in China to become 100% smoke-free.
 - The Railway Safety Law was adopted which banned smoking in all carriages of high-speed trains with fines between 500 and 2000 Chinese yuan assessed to passengers for violations.
 - The central government started providing financial and technical support for establishing more than 400 cessation clinics nationwide and quit lines in all 31 provinces in mainland China.
- In 2015:
 - The Advertising Law was adopted which prohibited tobacco advertising in mass media, public places, public transportation, and on billboards.
 - The Ministry of Finance announced an increase in tobacco taxation, raising the ad valorem tax rate for wholesale cigarettes from 5% to 11%, and levying an additional ad valorem tax at 0.005 yuan per expenditure.
 - National Health City Standards were revised by the National Patriotic Health Campaign Committee, requiring health cities (districts) to implement smoke-free schools, government buildings, and health facilities.
- In 2016, the Philanthropy Law was adopted which prohibited marketing tobacco products through charitable donations.
- More than 20 cities—including Beijing, Shanghai, Shenzhen and Xi'an—have implemented smoke-free laws which covers approximately 10% of the population in China.
- Tobacco control has been integrated into several important national development plans such as the Healthy China 2030 Plan, the National Mid- and Long-Term Plan for NCD Prevention (2017-2025), and the 13th Five-Year Plan for Economic and Social Development.

KEY FINDINGS

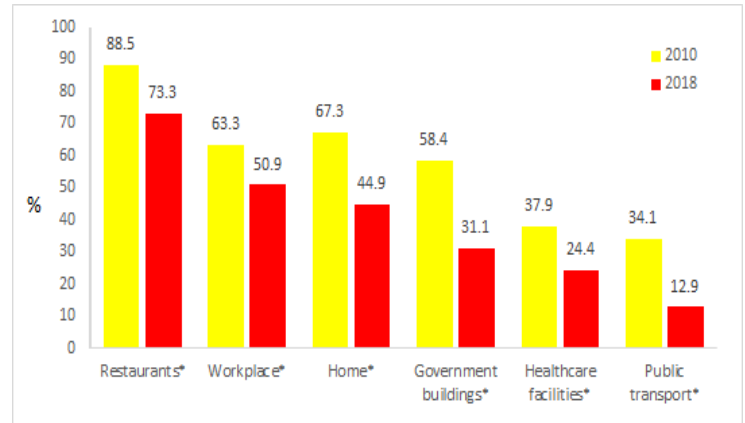
- From 2010 to 2018, overall current tobacco smoking decreased, however, the difference was not statistically significant (28.1% in 2010 and 26.6% in 2018). Current tobacco smoking did significantly decline among those aged 25-44 years (31.0% to 27.5%) and 45-64 years (33.6% to 30.2%).
- Secondhand smoke exposure in indoor places significantly declined from 2010 to 2018 in homes (67.3% to 44.9%), workplaces (63.3% to 50.9%), government buildings (58.4% to 31.1%), healthcare facilities (37.9% to 24.4%), restaurants (88.5% to 73.3%), and public transportation (34.1% to 12.9%).
- The percentage of smokers who made a quit attempt in the last 12 months significantly increased from 14.4% in 2010 to 19.8% in 2018.
- The percentage of smokers who were advised to quit by a healthcare provider significantly increased from 33.9% in 2010 to 46.4% in 2018.
- The quit rate among ever smokers significantly increased from 16.0% in 2010 to 20.1% in 2018.
- From 2010 to 2018, the percentage of adults who noticed anti-cigarette smoking information on the internet significantly increased (8.1% to 28.4%) while the percentage significantly decreased for noticing in newspapers or in magazines (21.8% to 17.1%) and on television (45.4% to 40.6%).
- The percentage of current smokers who thought about quitting after noticing health warning labels on cigarette packages did not change (36.4% in 2010 and 36.3% in 2018).
- The percentage of adults who noticed any cigarette advertisements significantly declined from 15.0% in 2010 to 10.7% in 2018.
- Although the median cost of 20 manufactured cigarettes significantly increased from 6.3 Chinese yuan in 2010 to 9.9 Chinese yuan in 2018, the median cost of 100 packs of manufactured cigarettes as a percentage of per capita Gross Domestic Product (GDP) significantly declined from 2.0% in 2010 to 1.5% in 2018, suggesting that cigarettes have become more affordable.



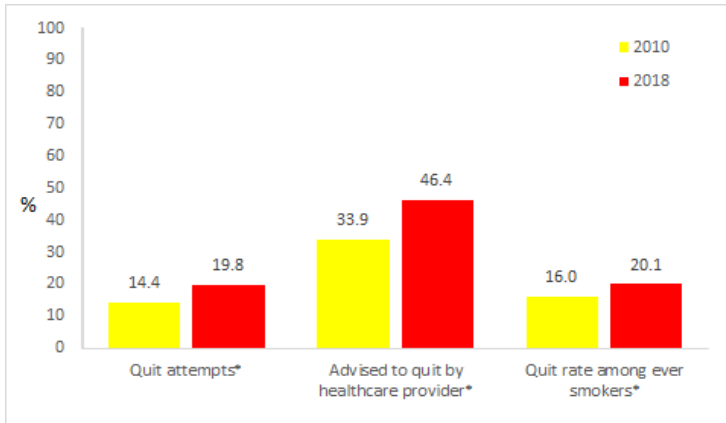
m Prevalence of current tobacco smoking by age, China 2010 and 2018



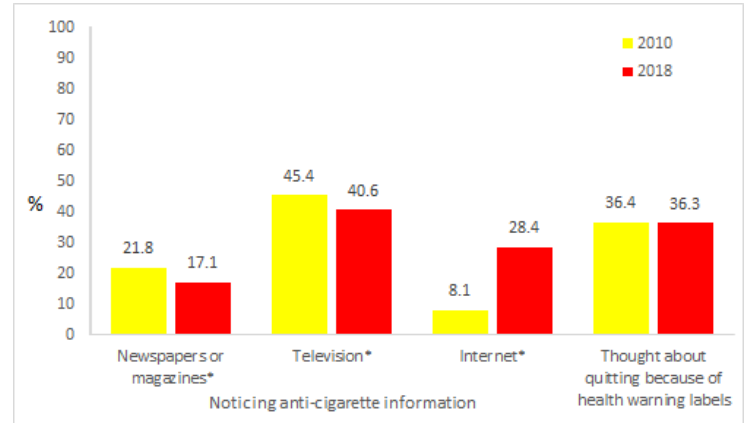
p Exposure to secondhand smoke inside various places^{1,2}, China 2010 and 2018



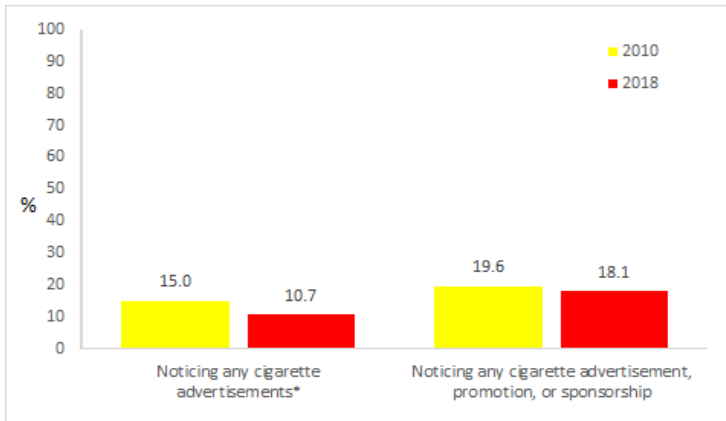
o Quit attempts and advice to quit by a healthcare provider among smokers in the past 12 months and the quit rate among ever smokers³, China 2010 and 2018



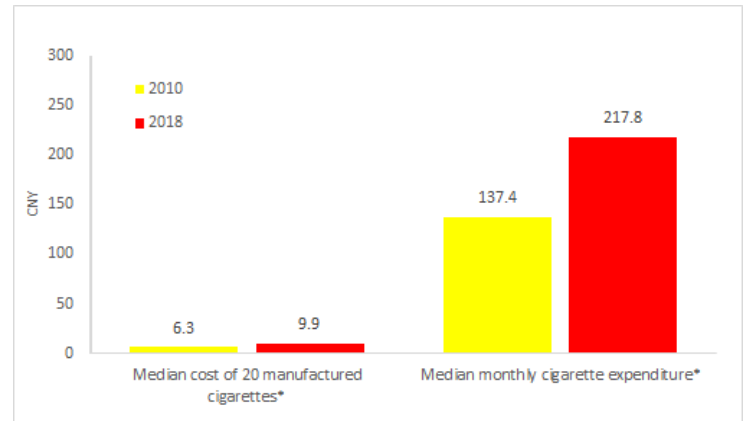
w Noticing anti-cigarette smoking information and effects of noticing health warning labels on cigarette packages⁴, China 2010 and 2018



e Noticing any cigarette advertisements and any advertisement, promotion, or sponsorship during the last 30 days, China 2010 and 2018



r Median cost of 20 manufactured cigarettes and median cigarette expenditure per month in Chinese yuan (CNY), China 2010⁵ and 2018



NOTE: Current use refers to daily and less than daily use. Adults refer to persons aged 15 years and older. Data have been weighted to be nationally representative of all non-institutionalized men and women aged 15 years and older. Percentages reflect the prevalence of each indicator in each group, not the distribution across groups. ¹ Secondhand smoke indicators calculated as follows: Homes: exposure to tobacco smoke at home at least monthly; Workplace: among those who work outside of the home who usually work indoors or both indoors and outdoors; Public places: among those who visited in the past 30 days. ² In 2018, the question about public transportation stated "not including taxis". ³ Former smokers (current non-smokers) among ever smokers. ⁴ Current smokers who thought about quitting because of health warning labels on cigarette packages among those who noticed the labels in the past 30 days. ⁵ GATS China 2010 cost data were adjusted for inflation for direct comparison to 2018 using the Inflation Rate for Average Consumer Prices from the International Monetary Fund's World Economic Outlook Database. * Indicates comparison is statistically significant at p<0.05.

Technical assistance was provided by the World Health Organization (WHO), the U.S. Centers for Disease Control and Prevention (CDC), and RTI International. Resources and program support were provided by the *Bloomberg Initiative to Reduce Tobacco Use* through the CDC Foundation, with grants from Bloomberg Philanthropies and the Bill & Melinda Gates Foundation. Additional resources and in-kind support were provided by the National Health Commission of the People's Republic of China.

The findings and conclusions in this fact sheet are those of the author(s) and do not necessarily represent the official position of the U.S. Centers for Disease Control and Prevention.